

<sup>1</sup>Rajesh Nekkanti  
Dr Ashwani  
Tapde

## Optimal Planning of Monitoring Meters and State Estimation in Power Distribution



**Abstract:** - This is done in order to guarantee the efficacy and efficiency of the monitoring and control systems. The observability of the network is an essential component, as it is responsible for establishing the needed minimum number of monitoring metres and their ideal placement in order to carry out an accurate analysis of the power distribution system. The important places in the network at which measurements are required for accurate state estimate may be located with the assistance of observability analysis. Another important factor to take into account throughout the planning phase is how cost-effective the solution will be. Due to the potentially high expenses of installation and maintenance, which are linked with monitoring metres, it is necessary to strike a balance between the need of precise monitoring and the repercussions for one's finances. Electricity is delivered from high-voltage transmission lines to final customers by means of power distribution networks, which play an essential part in this process.

Because of the increasing scale and complexity of these systems, effective monitoring and management have become absolutely necessary in order to guarantee a constant and dependable supply of electricity. In the field of electricity distribution, optimal design of monitoring metres and state estimate methodologies has emerged as an important area of attention, with the goals of improving system performance, enhancing decision-making procedures, and ensuring the dependable functioning of distribution networks. Monitoring metres are the "eyes and ears" of the power distribution network. They provide real-time data on a variety of factors, including voltage levels, current flows, power quality, and system performance indicators, and serve as the "eyes and ears" of the network. Because of this data, utilities are able to monitor the behaviour of the network, discover defects, detect irregularities, and maximise their control over the flow of electricity. However, the location of monitoring metres is an extremely important factor in determining how successful and efficient they will be overall.

**Keywords:** effective monitoring, electricity, performance indicators, distribution networks, monitoring metres, control systems.

### INTRODUCTION

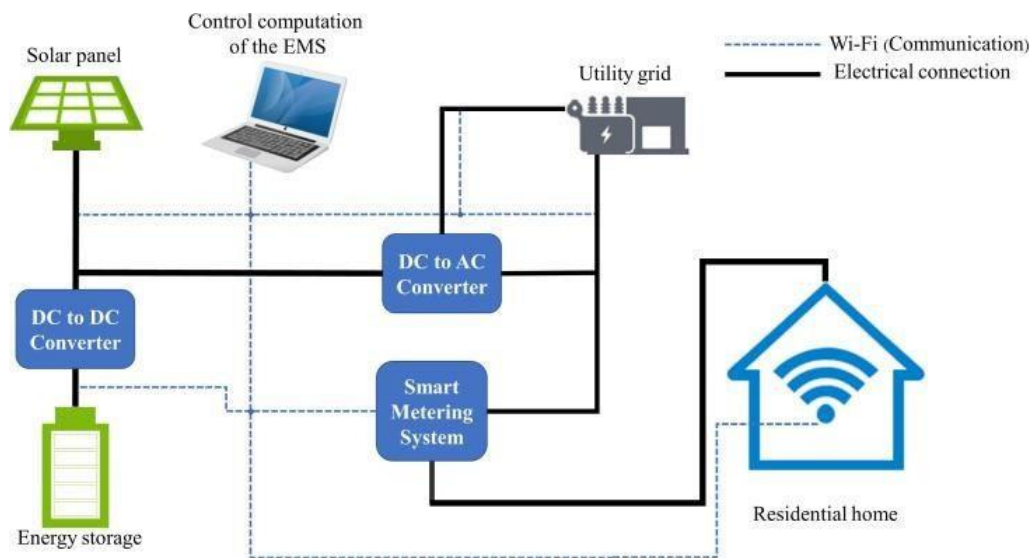
Optimal planning is required in order to find the sites within the distribution system that are the most advantageous both strategically and operationally for the installation of these metres. Monitoring metres are complemented by state estimation methods, which estimate the system's unmeasured variables based on the measurements that are currently available as well as the model of the system. It is essential to the effective functioning of the power distribution network that monitoring metres and state estimates be included into the system. In this part, we will investigate how the predicted states that may be obtained from state estimation approaches can be included into monitoring and control systems. This demonstrates the need of properly validating and calibrating data in order to get precise findings from state estimate. This section covers case studies and applications of optimum planning in the power distribution industry that take place in the real world. It examines effective applications of monitoring metres and strategies for state estimation in a variety of distribution systems. We provide an analysis of these case studies, focusing on the advantages attained, the obstacles met, and the lessons learnt. In the third part of the chapter, we look at emerging patterns and advances in the most efficient design of monitoring metres and state estimate. Emerging technologies such as enhanced metering infrastructure, data analytics, and artificial intelligence are discussed, along with the potential influence these technologies might have on power distribution networks. In the last section of the study, a summary of the most important results is presented, and the significance of continued research and development in this area is emphasised. When taken as a whole, the optimum design of monitoring metres and state estimate is a significant factor in playing a role in the enhancement of the effectiveness, reliability, and

<sup>1</sup>Research scholar, Department of Electrical Engineering, Dr. A.P.J. Abdul kalam university, Indore (M.P)

<sup>2</sup>Associate Professor, Department of Electrical Engineering, Dr. A.P.J. Abdul kalam university, Indore (M.P)

control of power distribution networks.

Utilities may get precise and timely information on the state variables of the network by the strategic placement of monitoring metres and the use of state estimate methods. This enables utilities to effectively monitor, regulate, and make decisions about the network. The monitoring of the metres that are used in power distribution networks is the primary subject of this section. It examines the many different kinds of metres and the functions that each of them performs, including current metres, voltage metres, smart metres, and metres that measure power quality. The difficulties that are connected with metre placement are also discussed, along with the significance of proper metering for the monitoring and management of the system. The process of state estimate is an essential component of the functioning of power systems, especially in power distribution networks. In this part, we will investigate the methods of state estimation that are used to estimate the unmeasured variables of the system based on the measurements that are already available. Weighted least squares, Kalman filtering, and several additional state estimation techniques are covered in this article. The benefits of using these strategies, as well as their limits and regions of use, are discussed. A number of advantages may be gained by power distribution networks via the use of optimal planning for monitoring metres and state estimates. This section focuses on the significance of optimum planning in relation to the enhancement of system monitoring, fault detection, load balancing, and control techniques. Increasing the effectiveness and dependability of power distribution systems is the topic of discussion here.



**Figure 1** Dynamic energy management system using smart metering

These advantages may be realised via precise monitoring and state estimates. The comprehensive examination of a variety of elements is necessary for effective planning. In this part, the elements that influence metre placement are discussed. Some of these criteria are network observability, cost-effectiveness, communication infrastructure, and redundancy. It provides an explanation of the method of observability analysis and investigates the optimisation strategies that are used to discover the ideal sites for the metres. Within this part, the approaches that are used in the optimum planning of monitoring metres and state estimate are dissected in depth.

#### LITERATURE PAPER

L. Ramesh, S. P. Chowdhury (2018): The ideal distribution of metres has a significant impact on the reliability of the assessment of the current status of the distribution system. In this study, a novel approach to the placement optimisation of power distribution system measurement is presented. In consideration of the prerequisites for the system's observability, the objective of the method is to reduce as much as possible the quantity of essential measurements and essential Remote Terminal Units. In order to handle the issue of optimum placement of metres for distribution systems, a technique based on the particle swarm optimisation algorithm has been offered as a solution. The algorithm makes forecasts regarding the fees associated with installing metres as well as their locations for the purpose of identifying and collecting measurements from the system. Both the IEEE and TNEB computer systems have been used to validate the method.

J. Yang (2020): The fact that there are numerous nodes in the distribution power system but relatively few

measurement sites is the primary source of the difficulty in determining its current condition. As a result, these nodes cannot be seen. As a result of the construction and development of the distribution network, the majority of the measuring devices of the distribution power system have covered all nodes. However, uploading their measured values to the power dispatching centre in real time will require a significant amount of communication resources. If the data are unable to be uploaded because of network congestion or other issues, it will be impossible to calculate the state estimation. In this study, the load Gaussian mixture model is developed, and the load model is produced under a variety of various circumstances. Obtain the load data from the smart metre, train the load model, and upload the model parameters to the power dispatching centre. At the power dispatching centre, the neural network will be trained with data such as the node injection power produced by each node load model. In the last step, the trained neural network is used to compute the voltage as well as the amplitude of each individual node. When there is a gap in the measurement data, a pseudo-measure is created using the measurement data provided by the compound model of the node that is kept in the power dispatching centre. Because of this, the smart metre will routinely update the training model in response to changes in the load on each node, which contributes to an increase in the system's level of resilience.

A. L. P. de Ocampo (2018): The unmanned aerial vehicles (UAVs) that are used to monitor agricultural fields fly at an altitude of more than 6 metres and collect telemetric data, which provides information on the overall health of the plants in the field. However, in order to obtain specific information on the actual conditions of the plants based on individual morphological aspects, monitoring at a lower altitude, no higher than three metres, is required. This is necessary in order to obtain the information. Low-altitude missions cover a smaller area than high-altitude missions, so unmanned aerial vehicles (UAVs) need to fly for longer in order to cover the same amount of ground. An approach for multi-depot, fuel- constrained coverage path planning is presented in this article as a potential solution. To begin, the target coverage area is divided into smaller regions based on the number of charging depots that are currently in operation. After that, every region is further subdivided into a multitude of cells, each of which has an area that is equivalent to the field of view of the camera when the UAV is flying three metres above the ground. The goal of this process is to generate every conceivable route and then feed it into an evolutionary optimisation algorithm in order to find the most efficient route possible, taking into account the amount of fuel available and the locations of charging depots. The optimisation results in a significant improvement in obtaining the route that will provide the shortest distance that the UAV should travel in order to cover the entire area of interest. This improvement was brought about as a direct result of the work done on the route. The utilisation of UAVs in crop field monitoring demonstrated the utility of this strategy.

J. L. Gallardo (2021): Electric vehicles, advanced metering infrastructure (AMI), and distributed energy resources are a few examples of the modern applications that are being supported by the migration of legacy electrical distribution systems to new modern electric grids. AMI is playing an important role in a number of these applications, including the delivery of data from customers to power utilities, the support of reliable real-time monitoring, and the remote operation of power quality data and voltage profile. The Advanced Metering Infrastructure (AMI) includes communication networks, the utility control centre, data aggregation points (DAPs), and smart metres. In order to facilitate the exchange of data between consumers and power utilities, as well as to accommodate new smart grid applications and future growth, appropriate network planning plays an essential role in both of these processes. This paper suggests an ideal placement of DAPs for AMI based on machine learning clustering methods in residential grids. These approaches are used to group similar devices together. In order to create sub-networks, network partitioning is first introduced, and then graph algorithms are used to generate a deployment topology based on the optimisation constraints. In order to determine which zones of neighbourhood area networks (NAN) have adequate coverage, a brand-new measurement metric known as coverage density is being considered. The real-world applications of NAN are broken down into three categories: urban, suburban, and rural. The proposed algorithm is evaluated, and conventional heuristic optimisation methods are compared with it, taking into account factors such as the average and maximum distance between smart metres and DAPs, coverage density, and execution time.

N. Rajaković and I. B. Bjelić (2017): The installation of intelligent metres, which began around the turn of the millennium, was the first step in what would eventually become the infrastructure for smart energy systems. The severe environmental problems, the depletion of fossil fuels, and the unabated expansion of energy requirements could all be partially remedied by integrating smart grids into hybrid energy systems and developing an optimal energy mix for those systems. The optimal mix of energy sources consists of renewable energy sources, solutions that improve energy efficiency, and options for energy storage. In more complex multi-energy systems, the monitoring and control of all energy flows (electricity, heat, and gas) has been crucial for the evolution to smart grids as a part of the wider smart energy systems infrastructure, especially in smart cities. This is

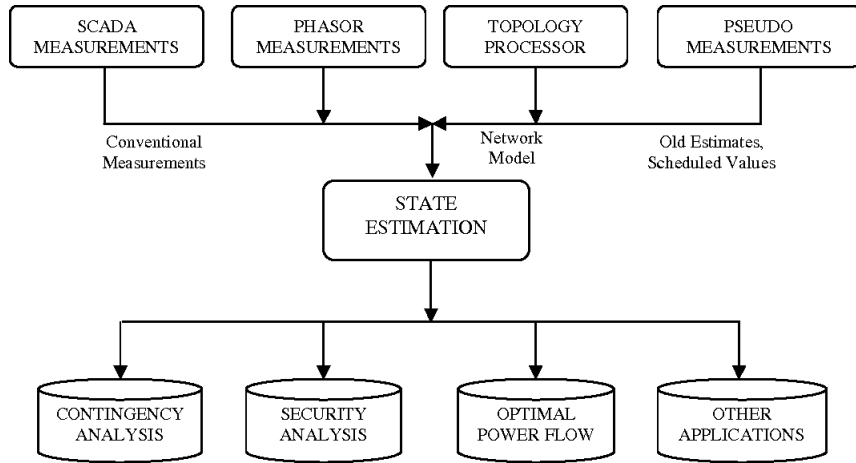
especially the case when it comes to monitoring and controlling all energy flows. This article presents a formulation of the three-step investment minimization problem of the total costs for the installation of the smart energy system. The results display an annual and even an hourly breakdown of the electricity and heat balance that was obtained using the HOMER software tool. The developed model, in conjunction with the software that is currently available, can provide assistance to the decision-making process during the planning phase of the smart energy subsystem.

A. Bahmanyar and M. Shabanzadeh(2020): Alterations are being made at a breakneck pace to the networks that distribute electricity. Integration of renewable energy sources and the requirements of new loads for a higher level of observability call for more sophisticated protection and control schemes. Therefore, in order to address these concerns, the operator of the system ought to have online measurements of the nodal voltages and the branch currents. Two of the most important reasons for solving a three-phase state estimate with just a few metres are the high cost of measurement equipment and the difficulty of measuring all of the variables of actual systems that include a significant number of nodes and lines. Therefore, the optimal distribution of measurement devices is an effective solution that can simultaneously improve the quality of voltage and current estimates while minimising the total investment cost. This article presents an innovative method for determining the most suitable places to install voltage metres and for lowering the margin of error associated with the estimation process.

#### METHODOLOGY

Methods such as genetic algorithms, particle swarm optimisation, and mixed-integer linear programming are investigated here in order to pinpoint the metre placements that will provide the best results. In addition to this, it delves into the modelling and simulation methods that are used in order to assess the effectiveness of optimum planning strategies. Utilities may receive full information on the behaviour of the network and make educated choices for effective operation and maintenance if they strategically place metres in crucial areas. Monitoring metres that are effective give data on a variety of characteristics, such as the levels of voltage, the current flows, the power quality, and the performance indicators of the system. These data are very useful for monitoring load profiles, determining whether or not anomalous circumstances exist, determining whether or not power is being stolen, and optimising energy management tactics.

Additionally, it helps in identifying locations with high energy losses and allows utilities to take remedial steps to boost their efficiency. This is a significant benefit for the industry. In addition, the integration of distributed generation and renewable energy sources is supported by the strategic deployment of monitoring metres in the appropriate locations. The integration of these remote resources may be efficiently managed by utilities, and power flow regulation can be optimised if precise monitoring of both these resources and their influence on the network is performed. During the course of this conversation, we are going to look at the most important facets of effectively arranging the monitoring of metres in power distribution networks. In order to guarantee that the distribution system is dependable, robust, and efficient, we are going to look into the factors to examine, processes, and tools that are involved in identifying the ideal placements for the metres. Enhancing a utility's monitoring capabilities, boosting system performance, and conforming to the ever-changing requirements of a contemporary power distribution network are all things that may be accomplished via the implementation of a metering infrastructure that has been well developed. Achieving maximum efficiency in the power distribution process via optimal planning of monitoring metres and state estimation. The delivery of energy from transmission networks to final customers relies heavily on the effectiveness of power distribution systems. The relevance of optimum planning for monitoring metres and state estimates has significantly increased in response to the growing complexity of power grids as well as the need for operations that are both dependable and effective. This article delves into the numerous facets of optimum planning in power distribution, such as the positioning of monitoring metres and the use of various state estimate approaches. In this article, we investigate the advantages, problems, and approaches connected with these practises and emphasise the role that they play in improving the monitoring, control, and dependability of systems. The delivery of energy to customers is made possible, in large part, by the power distribution networks. The need for efficient monitoring and management becomes more pressing as the size and complexity of these networks continue to increase. In order to improve the functionality and dependability of power distribution systems, it is essential to arrange the monitoring metres and state estimate methods in the most efficient way possible. This section offers an overview of the significance of optimum planning in power distribution as well as the goals that it seeks to achieve. This allows them to fill in the blanks when measurements are either lacking or constrained.

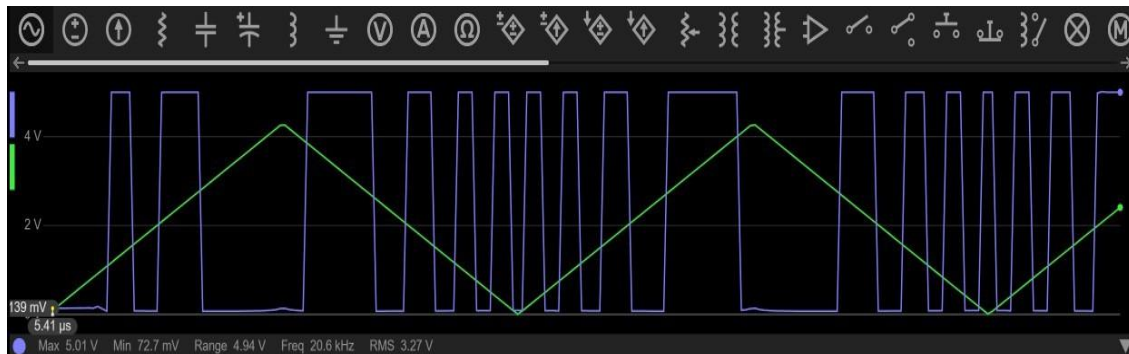


**Figure 2 State estimation methods Precise real-time estimates of voltage magnitudes**

State estimation methods are able to produce precise real-time estimates of voltage magnitudes and angles, power flows, and other vital characteristics by integrating metre data with system models. This enables operators to properly evaluate the present status of the network. The ideal design of monitoring metres and state estimates requires careful consideration of a variety of parameters. These considerations include the observability of the network, the cost- effectiveness of the solution, and the communication infrastructure. Finding the most efficient places to put metres, which will maximise the system's observability while simultaneously minimising costs and maximising redundancy, is the objective of this project. This planning procedure is very necessary in order to have a power distribution system that is dependable.

**EXPERIMENT RESULT**

Accurate monitoring and estimate make it possible to discover problems in a timely manner, to identify anomalous circumstances, and to exercise effective control over voltage levels and power flows. In addition to this, it allows for the integration of alternative energy sources, the forecasting of demand, and the optimisation of the functioning of the network. The optimum design of monitoring metres and state estimate is the foundation for advanced monitoring, control, and automation systems in this day and age of digital transformation and smart grids. Utilising data- driven insights and more sophisticated analytics, it makes it possible for utilities to evolve towards a distribution network that is both more sustainable and efficient. During the course of this conversation, we are going to investigate the important processes that are involved in the most effective planning of monitoring metres and state estimates in power distribution networks.



**Figure 3 State estimates in power distribution networks**

Utilities may increase their monitoring skills and system performance by following these procedures, which will also allow them to keep up with the ever-increasing requirements placed on a contemporary electrical grid. In the past, monitoring metres were often put in predetermined positions without taking into account the particular requirements of the system. However, in light of recent developments in technology and the ever-increasing complexity of power distribution networks, it is now essential to approach metre placement in a manner that is both more strategic and more optimised. The optimum planning of monitoring metres entails establishing the most effective sites for deploying these devices to maximise the observability of the network while also taking into consideration aspects such as cost, network redundancy, and communication infrastructure. This is done in order to design the monitoring metres in the most efficient manner possible. The procedure calls for the thorough assessment of a number of elements, some of which include network topology, system complexity, communication infrastructure, and cost-effectiveness. It is vital to choose proper optimisation techniques and methods before beginning the process of selecting the ideal places for the metres. It is also necessary to take into account the accessibility and dependability of the communication networks in order to guarantee the uninterrupted transfer of data from the monitoring metres to the control centres. In addition, the economic implications that are involved with the installation, maintenance, and operation of monitoring metres need to be examined so that a balance may be struck between the advantages that are received and the financial commitment that is necessary. In conclusion, for electricity distribution networks to function in a manner that is both efficient and dependable, effective design of monitoring metres and state estimates is absolutely necessary. Utilities may improve system monitoring, fault detection, load balancing, and optimisation of control methods by strategically situating monitoring metres and making use of state estimation techniques. When paired with precise state estimate, the data obtained from monitoring metres offers utilities with significant insights into the behaviour of the power distribution network.



**Figure 4 Monitoring metres in distribution system**

These insights, in turn, enable utilities to make educated decisions and engage in proactive maintenance. The optimum design of monitoring metres and state estimates will continue to play a crucial role in the pursuit of a power distribution system that is more sustainable, robust, and efficient. This is because the complexity of the power distribution system is growing with the incorporation of renewable energy sources. The effective operation and management of electricity distribution networks are directly impacted by the quality of the planning that goes into monitoring the metres and estimating their states. It is becoming more important to have correct information on the system's status variables due to the growing complexity of the industry as well as the rising need for a dependable supply of power. Monitoring metres, which are dispersed across the network in an intelligently planned manner, offer crucial data that allows operators to make educated choices and take preventative measures. Estimating the variables that aren't being monitored allows state estimate approaches to further improve the monitoring process. Even in circumstances in which measurements are restricted or unavailable, utilities are able to gain a

thorough picture of the status of the system via the use of state estimate. It plays an essential part in guaranteeing the correct and dependable estimate of system variables, which paves the way for efficient decision-making and control. The most efficient planning of monitoring metres and state estimates should strive to accomplish a number of crucial goals. In the first place, it improves the capabilities of system monitoring, making it possible for utilities to have real-time insight into the behaviour of the network. Because of this information, operators are able to spot irregularities, recognise future problems, and take preventative measures to ensure the continued dependability of the system. Second, effective defect identification and diagnosis are supported by planning that is carried out to its maximum potential. The placement of monitoring metres in key locations enables utilities to identify and diagnose issues more rapidly, which in turn reduces unscheduled downtime and improves service restoration times.

#### CONCLUSION

The contribution that optimum planning makes towards the integration of dispersed generation and renewable energy sources is yet another important advantage of using optimal planning. Thirdly, it provides precise load balancing and optimisation of power flow management, both of which are critical for efficient operation. It is very necessary to precisely monitor the effect that renewable energy sources have on the power distribution network as their percentage of total energy consumption continues to rise. These include the need for robust optimisation models that are able to handle uncertain and changing network conditions, the consideration of distributed energy resources, concerns regarding cybersecurity, issues relating to scalability, and the need for these models. For optimal power distribution system management, future research should concentrate on addressing these gaps and developing comprehensive frameworks that integrate metre placement, state estimation, and advanced technologies. In general, this review of the relevant literature offers insightful information regarding the most effective way to plan the monitoring of metres and the estimation of the state of power distribution systems. First gaining an awareness of the current state of the art, the obstacles that exist, and the future directions that are being explored. This helps utilities to optimise the integration of renewable energy sources into the network and guarantee reliable operation. In addition, there are ways for estimating the state that help in estimating the contributions of these dispersed energy resources, which allows for improved management and control.

#### REFERENCE

- [1] Cruz, Marco & Rocha, Helder. Planning Metering for Power Distribution Systems Monitoring with Topological Reconfiguration. *Journal of Control, Automation and Electrical Systems* (2016).
- [2] W. Soares, J. C. Stacchini de Souza, M. B. Do Coutto Filho and A. A. Augusto, "Distribution System State Estimation with Real-Time Pseudo-Measurements," 2019 IEEE PES Innovative Smart Grid Technologies Conference - Latin America (ISGT Latin America), Gramado, Brazil, 2019,
- [3] Huilian Liao, "Review on Distribution Network Optimization under Uncertainty"; *Energies* 12(17), 3369, 2019. R. S. Silva and M. C. Almeida, "Voltage measurements and the sparsity of coefficient matrices in distribution systems state estimation," 2017 IEEE Power & Energy Society General Meeting, Chicago, IL.
- [4] Raposo, Antonio & Rodrigues, Anselmo & Silva, Maria. Optimal meter placement algorithm for state estimation in power distribution networks. *Electric Power Systems Research* (2017).
- [5] Y. Yuehao, L. Hui, B. Wei, L. Zhaohui, Z. Hao and D. Yaoheng, "A distribution network state estimation method based on power user electric energy data acquisition system," 2016 China International Conference on Electricity Distribution (CICED), Xi'an, 2016.
- [6] Shiwei Xia, "Distributed State Estimation of Multi-Region Power System Based on Consensus Theory", 12, 900; doi:10.3390/en12050900; Published: 8 March 2019
- [7] N. Ozay, A.N. Guven, A. Buyuksemerei, M. Fettahlioglu, "Design and Implementation of a Feeder Automation System for Distribution Networks", paper BPT99-291-30, Proceedings of the IEEE Budapest Power Tech, Budapest, Hungary, August 1999.
- [8] Ying He, Y. Deng, J. Lei, B. Zhang, "A Novel Architecture of Distribution Management Systems", IEEE 2000 Summer Meeting Proceedings, Seattle, USA, 2000.
- [9] M.B. Do Coutto Filho, A.M. Leite da Silva, D.M. Falcão, "Bibliography on Power System State Estimation", IEEE Transactions on Power Systems, Vol. 5, No. 3, Aug. 1990.
- [10] Ke Li, "State Estimation for Power Distribution System and Measurement Impacts", IEEE Transactions on

- Power Systems, May 1996.
- [11] V. Miranda, J. Pereira, J. Tomé Saraiva, "Experiences in State Estimation Models for Distribution Systems Including Fuzzy Measures", IEEE Stockolm Power Tech, Stockolm, Sweden, June 1995.
  - [12] V. Zamani and M. Baran, "Topology processing in distribution systems by Branch Current based state estimation," 2015 North American Power Symposium (NAPS), Charlotte, NC.
  - [13] C.N. Lu, J.H. Teng, W.H.E. Liu, "Distribution Systems State Estimation", IEEE Transactions on Power Systems, Vol. 10, No. 1, pp.229-236, February 1995.
  - [14] M.E. Baran, A.W. Kelley, "State Estimation for Real-Time Monitoring of Distribution Systems", IEEE Transactions on Power Systems, Vol.9, No. 3, pp. 1601-1609, August 1994.
  - [15] M.E. Baran, J. Zhu, A.W. Kelley, "Meter Placement for Real-Time Monitoring of Distribution Feeders", IEEE Trans. on Power Systems, February 1996
  - [16] D. E. Goldberg, Genetic algorithms in search, optimization and machine learning, Addison- wesley, 1989.
  - [17] J. Pereira, V. Miranda, J.T. Saraiva, "A Comprehensive State Estimation Approach for SEM/DMS Applications", paper BPT99-358-16, Proceedings of the Budapest Power Tech, Budapest, Hungary, August 1999.
  - [18] M.B. Do Coutto Filho, J.C. Stacchini de Souza, R.S.G. Matos, M.Th. Schilling, "Preserving Data Redundancy in State Estimation through a Predictive Database", Budapest Power Tech, BPT99-188-15, Budapest, Hungary, September 1999.
  - [19] V. Miranda, J. Pereira, J. Tomé Saraiva, "Load Allocation in DMS with a Fuzzy State Estimator", IEEE Transactions on Power Systems, Vol.15, No. 2, pp. 529-534, May 2000.
  - [20] M.B. Do Coutto Filho, J.C.S. Souza, F.M.F. Oliveira, M.Th. Schilling, "Identifying critical measurements and sets for power system state estimation", Proceedings do Porto, Portugal, setembro de 2001.
  - [21] Hampel, F.R., Ronchetti, E.M., Rousseeuw, P.J. and Stahel, W.A. (2011) Robust Statistics: The Approach Based on Influence Functions (Vol. 196). John Wiley & Sons, Hoboken.
  - [22] Wang, X., Zhao, J., Terzija, V. and Wang, S. (2020) Fast Robust Power System Dynamic State Estimation Using Model Transformation. International Journal of Electrical Power & Energy Systems.