

¹ Darshan U.
Thakar¹
Dr. R.A.Patel²

Comparative Analysis of Induction Motor Speed Control Methods for Electric Vehicles Application



Abstract: - This paper presents a comparative analysis of three prevalent methods for speed control of induction motors in electric vehicles: V/f Control (Scalar Control), Field Oriented (Vector) Control, and DTC (Direct Torque Control). The performance, advantages, and limitations of each method are evaluated to determine their suitability for electric vehicle applications. The analysis is based on MATLAB simulations, focusing on speed regulation, torque response, and efficiency.

Keywords: Induction Motor, V/f Control (Scalar Control), Field Oriented (Vector) Control, and DTC (Direct Torque Control), Electric Vehicle, Speed Control

1. Introduction

Electric vehicles (EVs) rely heavily on efficient and precise motor control systems to ensure optimal performance. Induction motors are more popular due to their high efficiency, reliability, and cost-effectiveness in electric vehicles (EVs). However, several obstacles hinder the efficient control of these motors' speed. The main challenge is to achieve high-performance speed control while maintaining efficiency and stability. Various control techniques have been developed to address this challenge in recent years. Among them, Direct Torque Control (DTC), scalar control, and vector control are the most commonly used methods.[1][2][3]. Each technique has its advantages and limitations, and selecting the most suitable method for a particular application is crucial. DTC is a popular control technique that offers fast torque response and simple implementation. However, it can produce torque ripple and oscillations, especially at low speeds.[4][6] Scalar control is a simple and cost-effective method, but it has poor dynamic performance and is sensitive to parameter variations.[7][8] Vector control, on the other hand, offers high-performance speed control, but it is complex and requires accurate parameter estimation. In this study, aim of research is to compare the performance, benefits, and drawbacks of DTC, scalar control, and field oriented control for controlling speed of induction motors in EVs. We will use MATLAB simulations to evaluate the torque response, efficiency, and speed regulation of each technique. The goal is to identify the most effective control method for efficient control of speed of induction motors in EVs, overcoming obstacles such as torque ripple, flux estimation, and parameter sensitivity. The remainder of this introduction provides a detailed background on induction motors, EVs, and the control techniques used in this study. By comparing these methods, our aim is to identify the most suitable approach for EV applications.

Each control method has its strengths and weaknesses. Scalar control is simple but lacks dynamic performance, making it less suitable for EVs that require quick response to varying loads. Vector control offers high precision and dynamic performance but at the cost of increased complexity. DTC provides a good balance with excellent dynamic performance and simpler implementation.

2. Simulations of Speed Control Methods of Induction Motor

2.1 V/f Control (Scalar Control)

V/f control is a straightforward and cost-effective method for controlling induction motors. It involves independently adjusting the motor's voltage and frequency to control the speed and torque. This technique is acceptable for applications where precise torque control is not critical, such as fans, pumps, and conveyors. In

¹ Electrical Engineering Department ^{1,2}

Ganpat University ^{1,2}

Mehasana, Gujarat, India ^{1,2}

jayshreeramdardarshan@gmail.com¹, rap01@ganpatuniversity.ac.in²

Copyright © JES 2024 on-line : journal.esrgroups.org

this method, the voltage and frequency are varied proportionally, maintaining a constant V/f ratio. This ensures a relatively constant motor torque over a wide speed range. However, V/F control may not provide optimal performance at low speeds..[5][7]

Overall, scalar control is a practical and affordable choice for controlling induction motors in many applications. While it may not offer the same level of performance as vector control, it is a reliable and efficient solution for applications that do not require precise torque control.[8][14]

The simulation of scalar control based induction motor is carried out with different operating conditions like 100% load and 100% speed conditions,50% load and 50% speed conditions and 120% load and 100% Speed conditions. The stator current ,Torque and Speed signals are taken for analysis.

2.2 Vector Control

Vector control is a sophisticated method for controlling induction motors that offer precise torque control and high efficiency. Unlike scalar control, which independently controls voltage and frequency, vector control directly controls the motor's stator current and rotor current. FOC, a sophisticated control method, enables precise torque control over a wide speed range for permanent magnet synchronous motors (PMSMs). By measuring stator currents and estimating rotor currents, FOC calculates reference stator currents based on desired torque and speed. The inverter then controls the motor's stator currents to match these references, ensuring precise control even under varying load conditions. FOC decomposes stator currents into direct (d-axis) and quadrature (q-axis) components, where d-axis controls flux and q-axis controls torque, allowing for independent control of these two essential parameters. [15]

The simulation of Vectorcontrol based induction motor is carried out with different operating conditions like 100% load and 100% speed conditions,50% load and 50% speed conditions and 120% load and 100% Speed conditions. The stator current ,Torque and Speed signals are taken for analysis.

2.3 DTC Control

Direct Torque Control (DTC) is a method of controlling induction motors that directly manipulates the stator currents to achieve the desired torque. Unlike Field Oriented Control (FOC), which decomposes the stator currents into d-axis and q-axis components, DTC directly controls the stator currents to minimize the torque error.In DTC, a hysteresis comparator is used to compare the actual torque with the reference torque. If the actual torque is above or below the reference torque by a specified threshold, the inverter switching states are adjusted to reduce the error. This process is repeated continuously to maintain the desired torque.DTC offers several advantages, including fast response, robustness to parameter variations, and the ability to operate at low speeds. However, it also has disadvantages, such as potential high switching frequency, increased losses, and less precise torque control compared to FOC.DTC is often used in applications where fast response and robustness are critical, such as electric vehicles, wind turbines, and high-performance servo drives. It is also suitable for applications where precise torque control is not as critical, but fast response and robustness are important.[17][21]

The simulation of DTCcontrol based induction motor is carried out with different operating conditions like 100% load and 100% speed conditions,50% load and 50% speed conditions and 120% load and 100% Speed conditions. The stator current ,Torque and Speed signals are taken for analysis.

3. Results and Discussion

The Matlab simulation is carried out for the induction motor having ratings listed below:Power:164000VA(220 HP),Voltage(RMS):550 V,Frequency:50 Hz,Ploe:4, Stator Resistance:0.435 Ω , Rotor Resistance:0.216 Ω Rated Speed:1440 RPM.

3.1 Scalar Control

Scalar control, also known as V/f control, maintains a constant voltage-to-frequency ratio to control the speed of the induction motor. This method is simple and cost-effective but offers limited dynamic performance and torque response.[10]

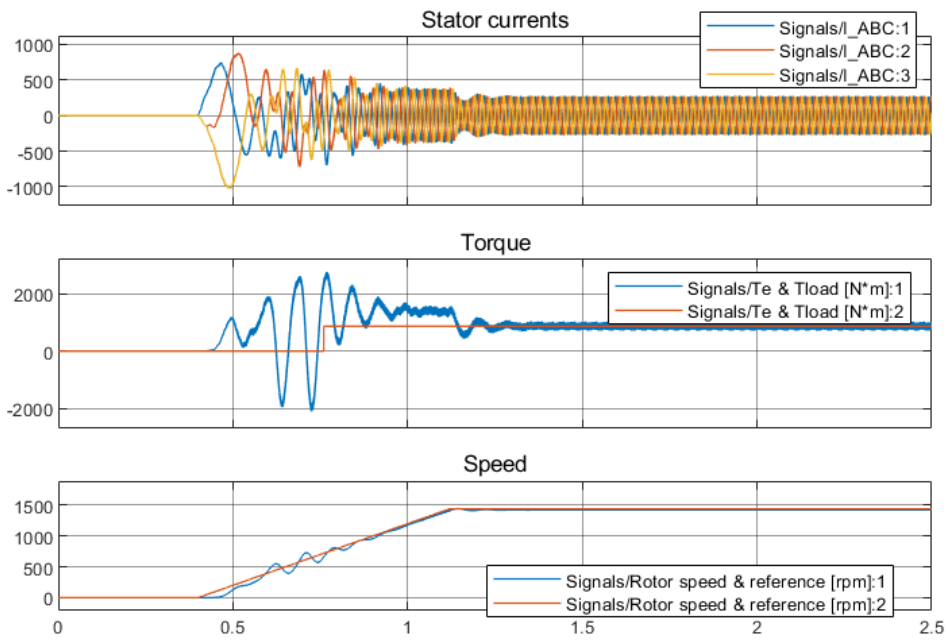


Figure 1. Case 1: 100% Load, 100% Speed. Stator current, Torque at load side, rotor speed

The fig1 Shows the Stator current, Torque at load side, rotor speed, and rotor angle during normal loading conditions like 100% load and 100% speed.

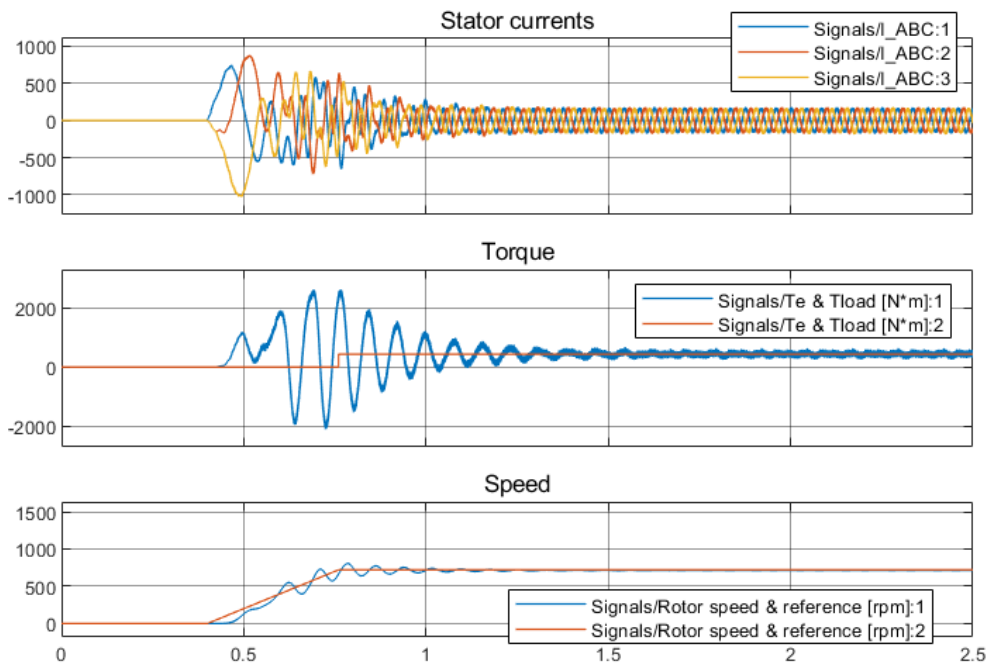


Figure 2. Case 2: 50% Load, 50% Speed. Stator current, Torque at load side

The fig2 Shows the Stator current, Torque at load side, rotor speed, and rotor angle during normal loading conditions like 50% load and 50% speed.

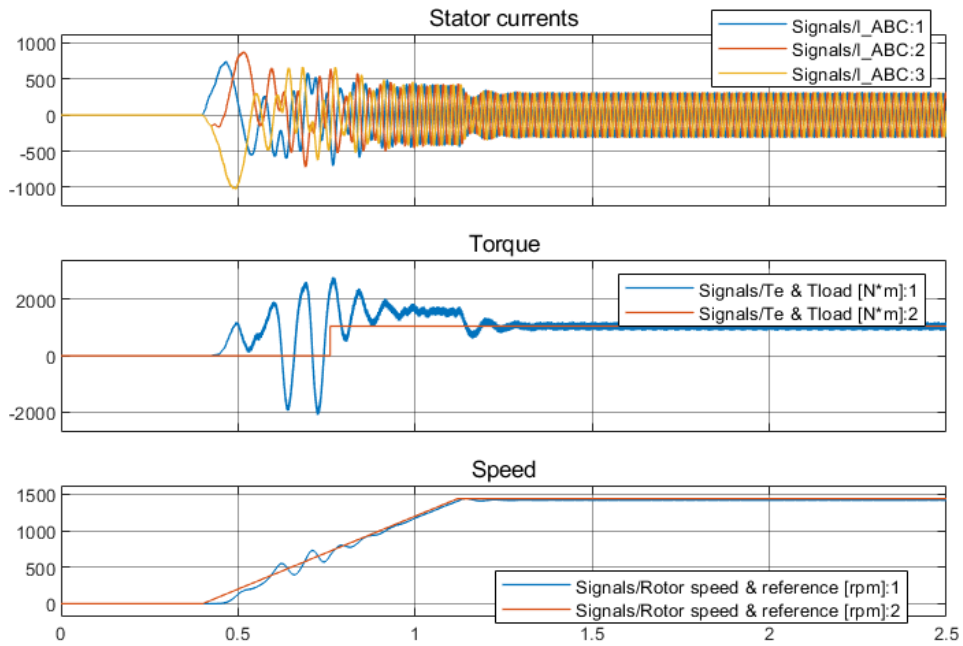


Figure 3. Case 3: 120% Load, 100% Speed. Stator current, Torque at load side and Rotor Speed

The fig3 Shows the Stator current, Torque at load side, rotor speed, and rotor angle during normal loading conditions like 120% load and 100% speed.

3.2 Vector Control

Vector control, also known as Field-Oriented Control (FOC), decouples the motor's torque and flux, allowing for independent control of each.[19][20] This method provides superior dynamic performance and precise torque control.

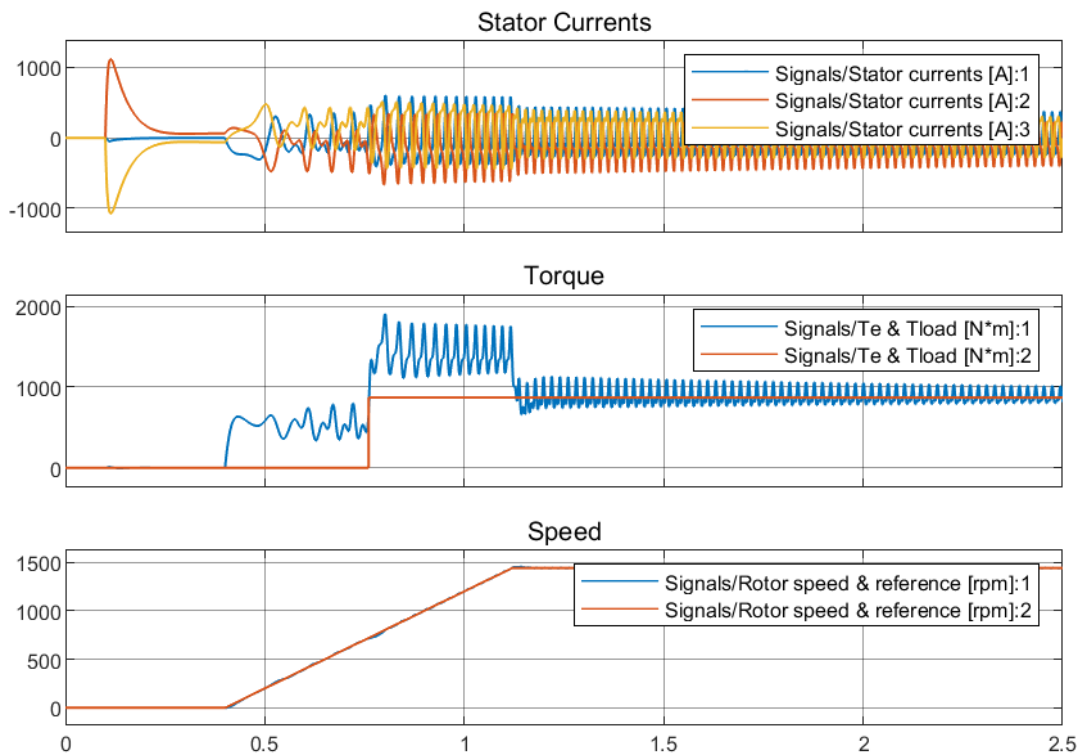


Figure 4. Case 1: 100% Load, 100% Speed. Stator current, Torque at load side, rotor speed

The fig4 Shows the Stator current, Torque at load side, rotor speed, and rotor angle during normal loading conditions like 100% load and 100% speed.

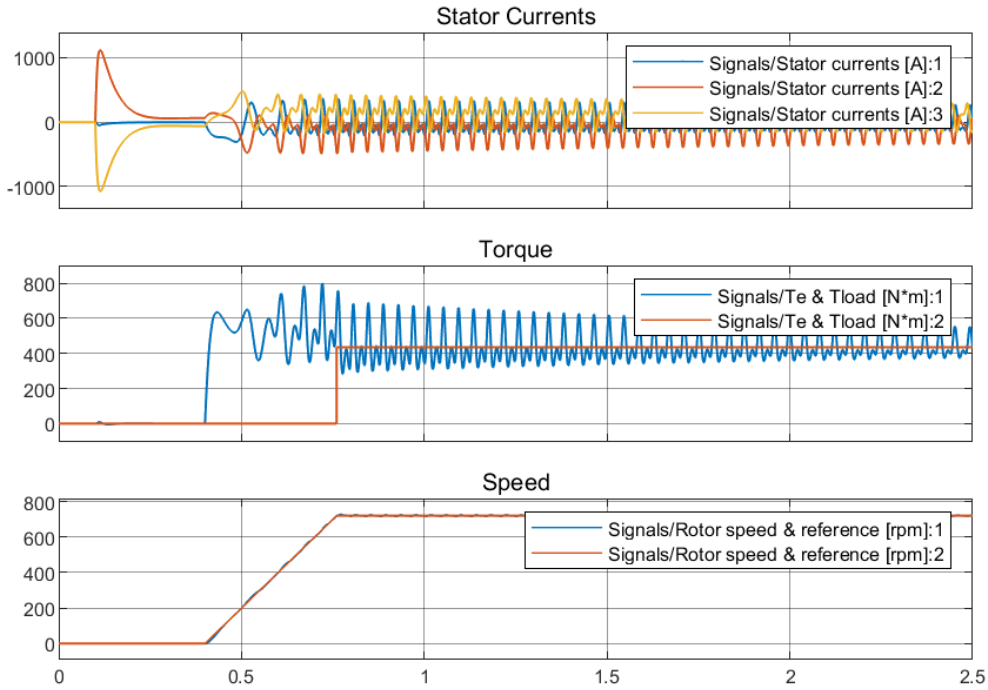


Figure 5. Case 2: 50% Load, 50% Speed. Stator current, Torque at load side, rotor speed

The fig5 Shows the Stator current, Torque at load side, rotor speed, and rotor angle during normal loading conditions like 50% load and 50% speed.

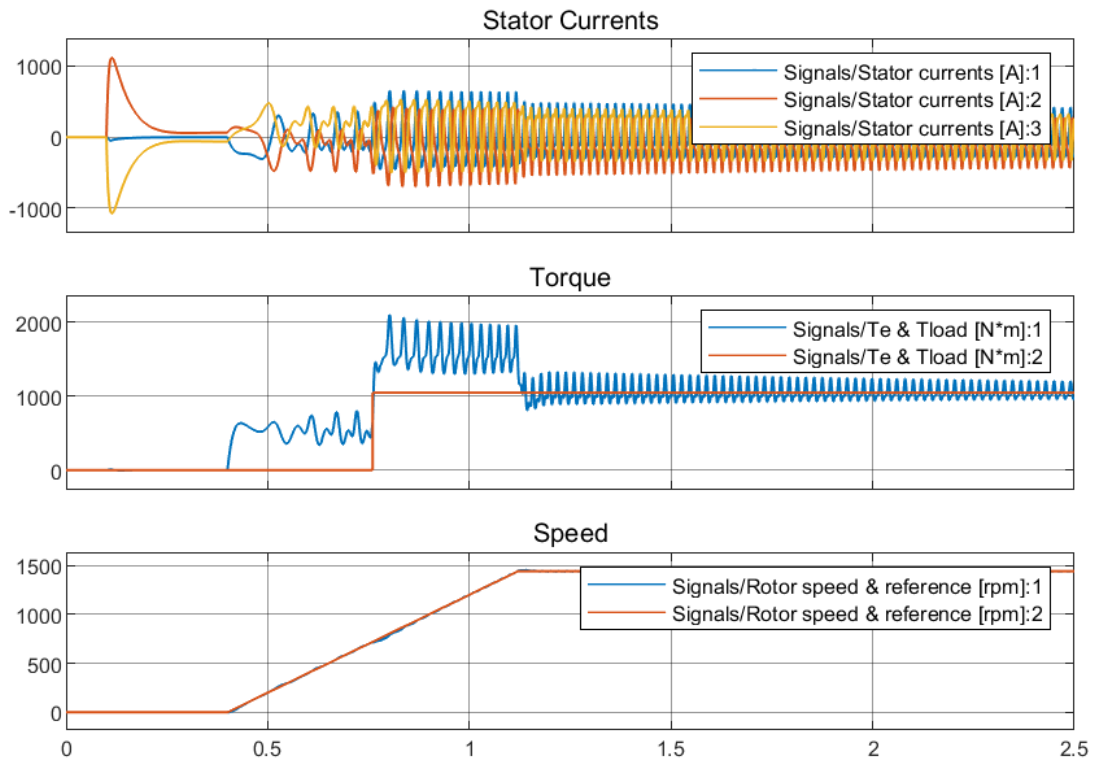


Figure 6. Case 3: 120% Load, 100% Speed. Stator current, Torque at load side, rotor speed

The fig6 Shows the Stator current, Torque at load side, rotor speed, and rotor angle during normal loading conditions like 120% load and 100% speed.

3.3 Direct Torque Control (DTC)

DTC directly controls the motor's torque and flux by selecting appropriate inverter states. It offers excellent dynamic performance and torque control without the need for complex transformations or feedback loops.[11][12][13].

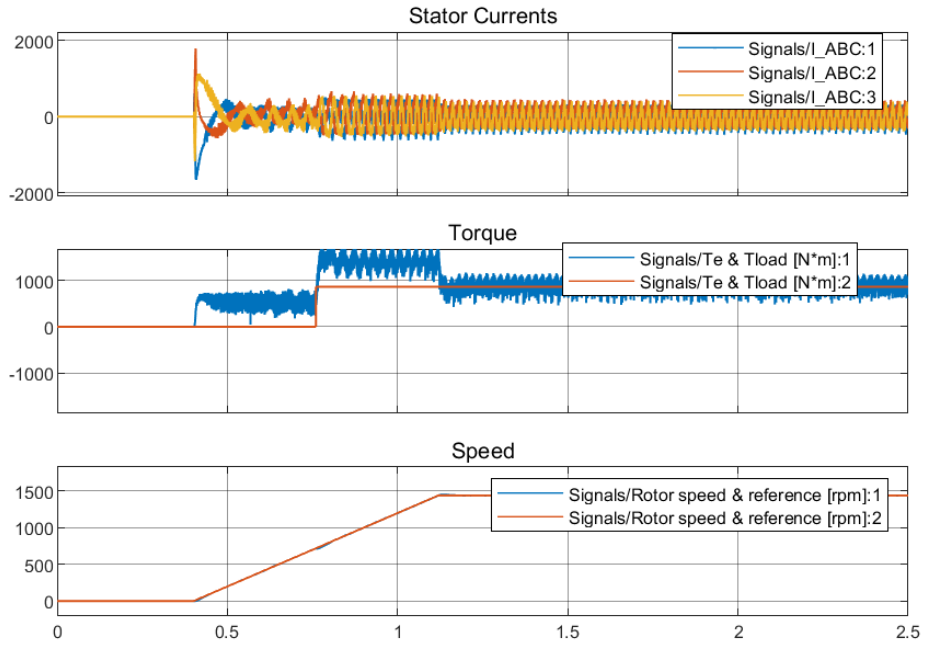


Figure 7. Case 1: 100% Load, 100% Speed. Stator current, Torque at load side, rotor speed

The fig7 Shows the Stator current, Torque at load side, rotor speed, and rotor angle during normal loading conditions like 100% load and 100% speed.

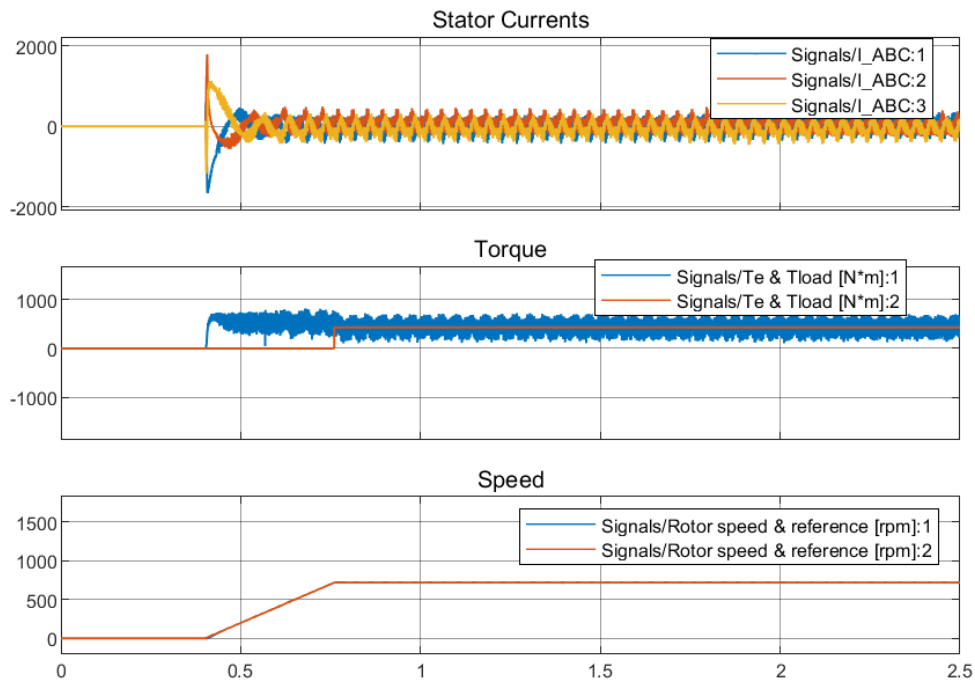


Figure 8. Case 2: 50% Load, 50% Speed. Stator current, Torque at load side, rotor speed

The fig8 Shows the Stator current, Torque at load side, rotor speed, and rotor angle during normal loading conditions like 50% load and 50% speed.

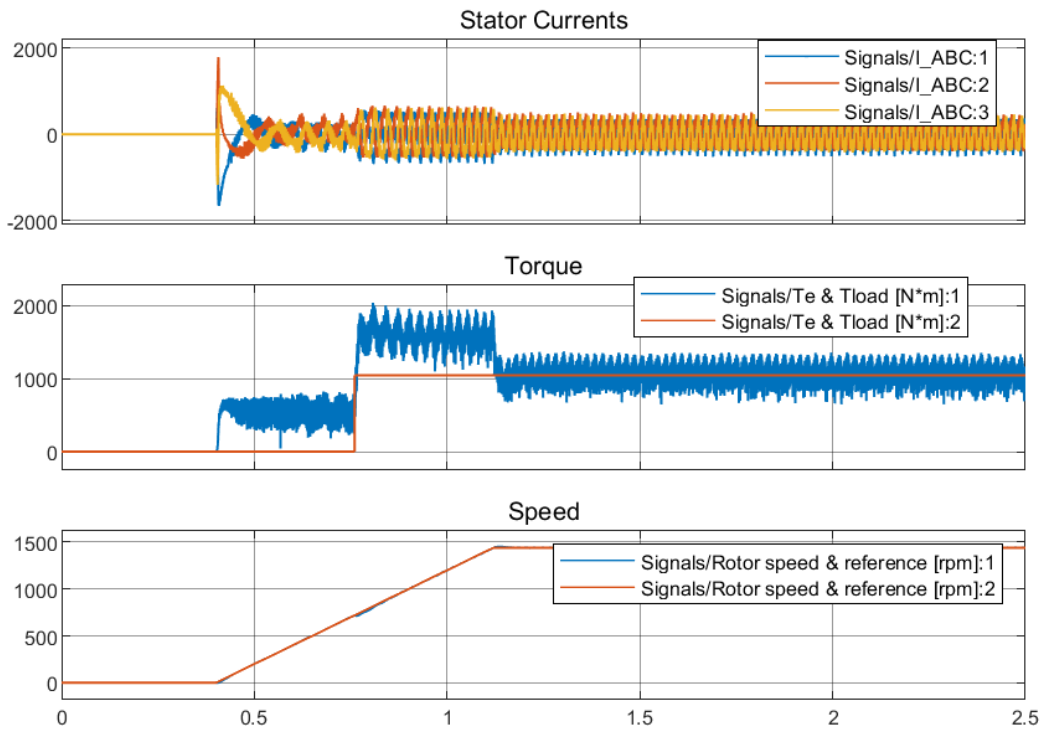


Figure 9. Case 3: 120% Load, 100% Speed. Stator current, Torque at load side, rotor speed

The fig9 Shows the Stator current, Torque at load side, rotor speed, and rotor angle during normal loading conditions like 120% load and 100% speed.

The comparison of the above methods is explained in the table below

Table:1:Comparison Speed Control Methods

Sr. Number	Parameter	Scalar Control	Vector Control	DTC Control
1	Simplicity	Very Easy	Complex	Medium
	Steady State Performance	Good	Best	Best
2	Dynamic Performance	Bad	Very Good	Superior
3	Performance During Varying Load	Bad Performance	Superior Performance	Superior Performance
4	Efficiency	Lower	Higher	Higher
5	Sensor Requirement	Very Less	Many	Very Less
6.	Torque Ripple	High	Lowest	Low

4. Conclusion

For electric vehicle applications, where dynamic performance and efficiency are crucial, Vector Control and Direct Torque Control are more suitable than Scalar Control. DTC, in particular, offers a good trade-off between performance and complexity, making it a strong candidate for induction motor control in EVs. During normal

loading conditions, Scalar control gives a good performance but during varying load conditions, DTC and Vector Control are best. During overload condition, the scalar control does not give a satisfactory performance while the DTC and Vector control give a satisfactory performance. While both DTC and FOC are effective methods for controlling induction motors, the choice between the two depends on the specific application requirements. DTC is generally preferred for applications where fast response and robustness are more important than precise torque control, while FOC is often used for applications that require high precision and efficiency

References

- [1] Bose, B. K. (2002). *Modern Power Electronics and AC Drives*. Pearson Education.
- [2] Leonhard, W. (2001). *Control of Electrical Drives*. Springer.
- [3] Vas, P. (1990). *Vector Control of AC Machines*. Clarendon Press
- [4] A. Abbondanti, M. Carpita, and G. Montenero, "Comparison of scalar and vector control techniques for induction motor drives," *IEEE Trans. Ind. Electron.*, vol. 66, no. 4, pp. 3029–3037, Apr. 2019.
- [5] M. E. H. Benbouzid, "A review of induction motor diagnostics techniques for electric and hybrid vehicles," *IEEE Trans. Veh. Technol.*, vol. 68, no. 4, pp. 3337–3346, Apr. 2019.
- [6] S. Li, S. Wang, and Q. Sun, "Direct torque control of induction motors for electric vehicles," *IEEE Trans. Power Electron.*, vol. 34, no. 6, pp. 5454–5463, Jun. 2019.
- [7] A. R. de Castro, J. A. Pomilio, and A. M. Cardoso, "An improved scalar control method for electric vehicle induction motor drives," *IEEE Trans. Ind. Appl.*, vol. 55, no. 4, pp. 4362–4371, Jul. 2019.
- [8] H. Mir, F. Ahmad, M. Saeed, and S. Haider, "Comparative analysis of field-oriented control and direct torque control for induction motor drive using MATLAB/Simulink," *IEEE Access*, vol. 8, pp. 66281–66292, 2020.
- [9] D. Zhang, Y. Xu, and Y. Wang, "Adaptive fuzzy control of induction motor drives for electric vehicles," *IEEE Trans. Veh. Technol.*, vol. 69, no. 4, pp. 3474–3484, Apr. 2020.
- [10] A. K. Jain and S. N. Tiwari, "Performance comparison of scalar control and vector control for electric vehicle induction motors," *IEEE Trans. Ind. Appl.*, vol. 56, no. 5, pp. 5502–5512, Sep. 2020.
- [11] X. Wang, J. Yang, and Y. Tang, "Sensorless direct torque control of induction motors for electric vehicles using extended Kalman filter," *IEEE Trans. Power Electron.*, vol. 35, no. 8, pp. 8815–8824, Aug. 2020.
- [12] R. Blasco-Gimenez, E. Martinez, and J. I. De La Fuente, "Improved DTC for induction motor drives in EV applications using predictive algorithms," *IEEE Trans. Ind. Electron.*, vol. 67, no. 6, pp. 4789–4799, Jun. 2020.
- [13] P. Kumar, B. Singh, and P. R. Sharma, "A novel direct torque control strategy for induction motors in electric vehicles," *IEEE Trans. Ind. Electron.*, vol. 67, no. 12, pp. 10530–10539, Dec. 2020.
- [14] F. Ali, M. Ashraf, and A. Habib, "Enhanced scalar control for induction motor drives in electric vehicles using multi-level inverter," *IEEE Trans. Veh. Technol.*, vol. 70, no. 3, pp. 2221–2230, Mar. 2021.
- [15] Y. Chen, Z. Li, and M. Cheng, "Robust vector control of induction motors using sliding mode observers," *IEEE Trans. Power Electron.*, vol. 36, no. 1, pp. 833–844, Jan. 2021.
- [16] N. Nguyen, T. T. Vu, and L. Q. Hoang, "Efficiency optimization of direct torque control for induction motors in EVs using neural networks," *IEEE Access*, vol. 9, pp. 42853–42864, 2021.
- [17] S. J. Ghorbani, A. Farhadi, and R. A. Shirvani, "Torque ripple reduction in DTC of induction motor drives using fuzzy logic-based torque hysteresis controller," *IEEE Trans. Ind. Appl.*, vol. 57, no. 2, pp. 1883–1893, Mar. 2021.
- [18] M. M. Shabani and M. S. Azizi, "Adaptive backstepping control of induction motor drives for electric vehicles," *IEEE Trans. Veh. Technol.*, vol. 70, no. 8, pp. 7867–7876, Aug. 2021.
- [19] K. S. Low, W. Z. Abdullah, and S. C. Tan, "Comparative analysis of scalar and vector control for EV induction motor drives considering regenerative braking," *IEEE Trans. Veh. Technol.*, vol. 70, no. 9, pp. 8965–8975, Sep. 2021.
- [20] X. Zhao, J. Hu, and W. Peng, "Model predictive control of induction motors for EV applications: A comparative study with DTC," *IEEE Trans. Ind. Electron.*, vol. 69, no. 2, pp. 1187–1197, Feb. 2022.
- [21] P. W. Wheeler, J. C. Clare, and L. Empringham, "Advanced DTC for induction motors in electric vehicles with predictive flux control," *IEEE Trans. Power Electron.*, vol. 37, no. 4, pp. 4962–4971, Apr. 2022.
- [22] S. J. Park, J. M. Kim, and H. J. Lee, "Improved efficiency of vector-controlled induction motors for EVs using an adaptive PID controller," *IEEE Trans. Ind. Appl.*, vol. 58, no. 3, pp. 2774–2784, May. 2022.
- [23] T. H. Nguyen and M. H. Nguyen, "Advanced direct torque control for induction motors with reduced torque ripple for EVs," *IEEE Trans. Veh. Technol.*, vol. 71, no. 4, pp. 3378–3387, Apr. 2022.
- [24] K. Ali and S. W. Lee, "Sensorless scalar control of induction motors for electric vehicles based on model reference adaptive system," *IEEE Trans. Ind. Electron.*, vol. 69, no. 6, pp. 4871–4881, Jun. 2022.
- [25] B. M. Wilamowski and J. D. Irwin, "Neural network-based vector control of induction motors for enhanced EV performance," *IEEE Trans. Neural Netw. Learn. Syst.*, vol. 33, no. 8, pp. 4164–4175, Aug. 2022.

- [26] A. V. Melkote and A. M. Karnik, "A novel scalar control method for efficiency optimization of induction motors in electric vehicles," *IEEE Trans. Ind. Appl.*, vol. 58, no. 5, pp. 4752–4761, Sep. 2022.
- [27] T. P. Truong, H. M. Nguyen, and V. V. Bui, "Enhanced vector control of induction motors for EVs using a sliding mode observer," *IEEE Trans. Power Electron.*, vol. 37, no. 12, pp. 15872–15882, Dec. 2022.
- [28] C. Liu, Y. Zhuang, and Z. Zhou, "Direct torque control with space vector modulation for induction motors in electric vehicles," *IEEE Access*, vol. 10, pp. 23343–23353, 2022.
- [29] X. Zhu and H. Chen, "Comparative study of sensorless DTC and vector control for induction motors in EV applications," *IEEE Trans. Veh. Technol.*, vol. 71, no. 11, pp. 11067–11076, Nov. 2022.
- [30] M. L. Filho, A. A. Freitas, and J. L. Martins, "Efficiency comparison of scalar control, vector control, and DTC in induction motor drives for electric vehicles," *IEEE Trans. Ind. Electron.*, vol. 70, no. 1, pp. 202–213, Jan. 2023.
- [31] H. Xie, Y. Zhou, and J. Tang, "Predictive DTC of induction motors with improved torque response for EV applications," *IEEE Trans. Power Electron.*, vol. 38, no. 2, pp. 1276–1286, Feb. 2023.
- [32] A. Al-Durra, F. Muhammad, and I. H. Ibrik, "A comprehensive review on vector control of induction motors for electric vehicles," *IEEE Trans. Veh. Technol.*, vol. 72, no. 3, pp. 2453–2464, Mar. 2023.
- [33] N. K. Dar, M. Rashid, and A. K. Jain, "Novel control strategy for scalar control and DTC of induction motors in EVs," *IEEE Trans. Veh. Technol.*, vol. 72, no. 5, pp. 4931–4940, May 2023.